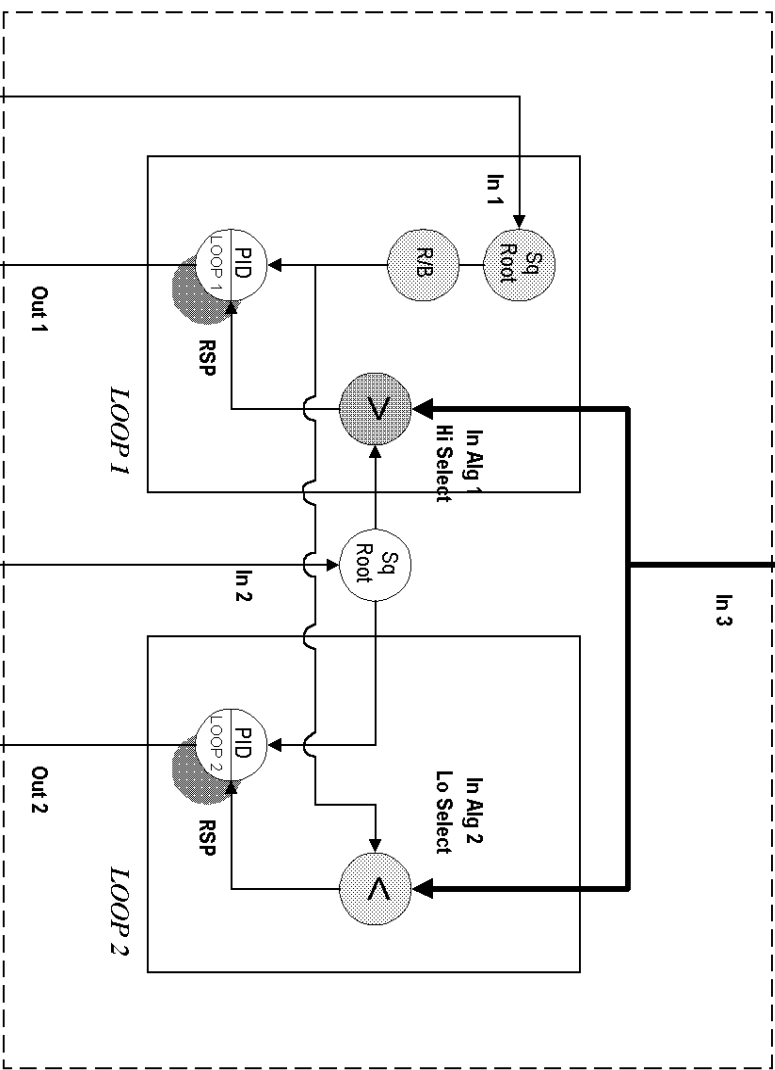
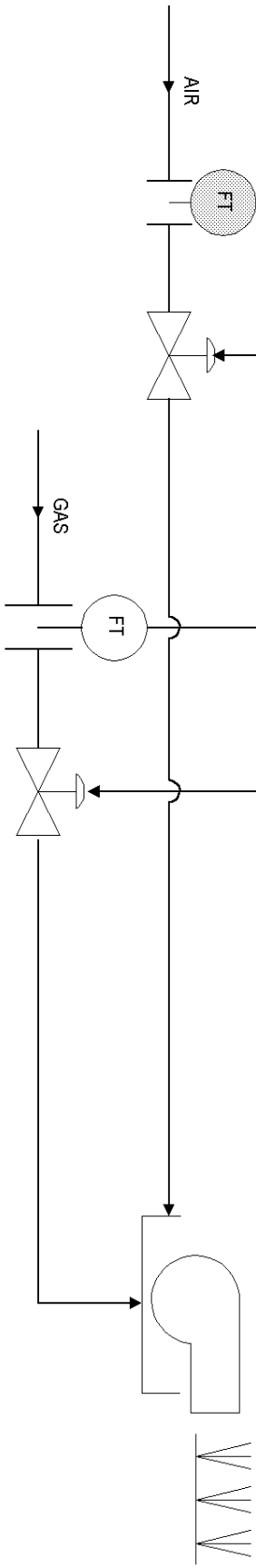


DEMAND
SIGNAL


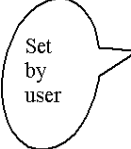


**UDC 3300
Expanded
Controller
Dual Loop
with Math &
3 Inputs**



Fuel Air Ratio Configuration Record Sheet, Continued

Expanded Model: DC330E-XX-XXX

Group Prompt	Function Prompt	Value or Selection	Factory Setting	Group Prompt	Function Prompt	Value or Selection	Factory Setting
ACCUTUNE	FUZZY	_____	DISABL	ALGORITHM (continued)	8SEG CH2	_DISABL_	DISABL
	ACCUTUNE	_TUNE_	DISABL		X0 VALU2	_____	0
	ACCUTUN2	_TUNE_	DISABL		X1 VALU2	_____	0
	SP CHANG	_____	10		X2 VALU2	_____	0
	KPG	_____	1.00		X3 VALU2	_____	0
	SP CHAN2	_____	10		X4 VALU2	_____	0
	KPG 2	_____	1.00		X5 VALU2	_____	0
	CRITERIA	_____	FAST		X6 VALU2	_____	0
ALGORTHM	CRITERA2	_____	FAST	X7 VALU2	_____	0	
	AT ERROR	_____	NONE	X8 VALU2	_____	0	
	CONT ALG	_PID A_	PID A	Y0 VALU2	_____	0	
	PIDLOOPS	_2_	1 or 2	Y1 VALU2	_____	0	
	CONT2ALG	_PID A_	PID A	Y2 VALU2	_____	0	
	OUT OVRD	_____	DISABL	Y3 VALU2	_____	0	
	TIMER	_DISABL_	DISABL	Y4 VALU2	_____	0	
	PERIOD	_____	0.01	Y5 VALU2	_____	0	
	START	_____	KEY	Y6 VALU2	_____	0	
	L DISP	_____	TI REM	Y7 VALU2	_____	0	
	INP ALG1	_HI SEL_	NONE	Y8 VALU2	_____	0	
	MATH K	_____	--	TOTALIZE	_DISABL_	DISABL	
	CALC HI	_____	--	□XXXXXXX	_____	--	
	CALC LO	_____	--	TOT SCAL	_____	E0	
	ALG1 INA	_INP 3_	--	TOT SEC	_____	UNLOCK	
	ALG1 INB	_INP 2_	--	□RSET ?	_____	NO	
	ALG1 INC	_____	--	TOT RATE	_____	SECOND	
	PCO SEL	_____	DISABL	OUT ALG	CURRENT_	CURRNT	
	PCT CO	_____	0.200	4-20 RNG	_____	100PCT	
	ATM PRES	_____	760.0	OUT2 ALG	CURRENT_	CURRNT	
	INP ALG2	_LO SEL_	NONE	RLYSTATE	_____	1OF2ON	
	MATH K2	_____	--	RLY TYPE	_____	MECHAN	
	CALC HI	_____	--	INPUT 1	IN1 TYPE	_4-20 ma_	0-10mV
	CALC LO	_____	--		XMITTER1	_SQ ROOT_	LINEAR
	ALG2 INA	_INP 3_	--		IN1 HI	_100.0_	1000
	ALG2 INB	_INP 1_	--		IN1 LO	_0.0_	0
	ALG2 INC	_____	--		RATIO 1	_1.00_	1.00
	8SEG CH1	_DISABL_	DISABL		BIAS IN1	_0_	0
	X0 VALUE	_____	0		FILTER 1	_3_	0
	X1 VALUE	_____	0		BURNOUT1	_NONE_	NONE
X2 VALUE	_____	0	EMMISIV1	_____	0.00		
X3 VALUE	_____	0	INPUT 2	IN2 TYPE	_4-20 ma_	0-10mV	
X4 VALUE	_____	0		XMITTER2	_SQ ROOT_	LINEAR	
X5 VALUE	_____	0		IN2 HI	_100.0_	1000	
X6 VALUE	_____	0		IN2 LO	_0.0_	0	
X7 VALUE	_____	0		RATIO 2	_1.00_	1.00	
X8 VALUE	_____	0		BIAS IN2	_0_	0	
Y0 VALUE	_____	0		FILTER 2	_3_	0	
Y1 VALUE	_____	0		BURNOUT2	_NONE_	NONE	
Y2 VALUE	_____	0	EMMISIV2	_____	0.00		
Y3 VALUE	_____	0	INPUT 3	IN3 TYPE	_4-20 ma_	DISABL	
Y4 VALUE	_____	0		XMITTER3	_LINEAR_	LINEAR	
Y5 VALUE	_____	0		IN3 HI	_100.0_	1000	
Y6 VALUE	_____	0		IN3 LO	_0.0_	0	
Y7 VALUE	_____	0		RATIO 3	_1.00_	1.00	
Y8 VALUE	_____	0		BIAS 3	_0_	0	
PCT H2	_____	--	FILTER 3	_3_	0		

Continued next page

Fuel Air Ratio Configuration Record Sheet, Continued

Expanded Model: DC330E-XX-XXX

Group Prompt	Function Prompt	Value or Selection	Factory Setting	Group Prompt	Function Prompt	Value or Selection	Factory Setting		
CONTROL	PV SOURC	<u> INP 1 </u>	INP 1	COM	ComSTATE	<u> </u>	DISABL		
	PID SETS	<u> 1 ONLY </u>	1 ONLY		Com ADDR	<u> </u>	0		
	SW VALUE	<u> </u>	0.00		ComADDR2	<u> </u>	0		
	LSP'S	<u> 1 ONLY </u>	1 ONLY		SHEDTIME	<u> </u>	0		
	RSP SRC	<u> INP ALG1 </u>	NONE		PARITY	<u> </u>	ODD		
	AUTOBIAS	<u> ENABLE </u>	DISABL		BAUD	<u> </u>	300		
	SP TRACK	<u> RSP </u>	NONE		DUPLEX	<u> </u>	HALF		
	PWR MODE	<u> ARSP </u>	MANUAL		TX DELAY	<u> </u>	1		
	PWR OUT	<u> </u>	LAST		SHEDMODE	<u> </u>	LAST		
	SP HiLIM	<u> 100 </u>	1000		SHEDSP	<u> </u>	TO LSP		
	SP LoLIM	<u> 0 </u>	0		UNITS	<u> </u>	PERCNT		
	ACTION	<u> REVERSE </u>	REVRSE		CSP RATO	<u> </u>	1.0		
	OUT RATE	<u> DISABL </u>	DISABL		CSP BIAS	<u> </u>	0		
	PCT/M UP	<u> </u>	0		CSP2RATO	<u> </u>	1.0		
	PCT/M DN	<u> </u>	0		CSP2BIAS	<u> </u>	0		
	OUTHILIM	<u> 100 </u>	100		LOOPBACK	<u> </u>	DISABL		
	OUTLoLIM	<u> 0 </u>	0.0		ALARMS	A1S1 VAL	<u> </u>	90	
	I Hi LIM	<u> 100 </u>	100.0			A1S2 VAL	<u> </u>	10	
	I Lo LIM	<u> 0 </u>	0.0			A2S1 VAL	<u> </u>	95	
	DROPOFF	<u> 0 </u>	0			A2S2 VAL	<u> </u>	5	
	DEADBAND	<u> </u>	1.0			A1S1TYPE	<u> </u>	NONE	
	OUT HYST	<u> </u>	0.5			A1S2TYPE	<u> </u>	NONE	
	FAILMODE	<u> NO LAT </u>	NO LAT			A2S1TYPE	<u> </u>	NONE	
	FAILSAFE	<u> 0 </u>	0.0			A2S2TYPE	<u> </u>	NONE	
	MAN OUT	<u> 0 </u>	--			A1S1 H L	<u> </u>	HIGH	
	AUTO OUT	<u> 0 </u>	--			A1S1 EV	<u> </u>	--	
	PBoRGAIn	<u> GAIN </u>	GAIN			A1S2 H L	<u> </u>	LOW	
	MINoRPM	<u> MIN </u>	MIN			A1S2 EV	<u> </u>	--	
	CONTROL2	PV2 SRC	<u> INP 2 </u>			INP 2	A2S1 H L	<u> </u>	HIGH
		FORCE MA	<u> ENABL </u>			DISABL	A2S1 EV	<u> </u>	--
PID SETS		<u> 1 ONLY </u>	1 ONLY			A2S2 H L	<u> </u>	LOW	
SW VALUE		<u> </u>	0.00			A2S2 EV	<u> </u>	--	
LSP'S		<u> 1 ONLY </u>	1 ONLY	AL HYST	<u> </u>	0.1			
RSP SRC		<u> IN ALG 2 </u>	NONE	ALM OUT1	<u> </u>	NO LAT			
AUTOBIAS		<u> ENABLE </u>	DISABL	BLOCK	<u> </u>	DISABL			
SPTRACK		<u> RSP </u>	NONE	DISPLAY	DECIMAL	<u> XXX.X </u>	XXXX		
SP HiLIM		<u> 100.0 </u>	1000		DECIMAL2	<u> XXX.X </u>	XXXX		
SP LoLIM		<u> 0.0 </u>	0		TEMPUNIT	<u> NONE </u>	NONE		
ACTION		<u> REVERSE </u>	REVRSE		PWR FREQ	<u> 60 HZ </u>	60 HZ		
OUT RATE		<u> DISABL </u>	DISABL		RATIO 2	<u> DISABL </u>	DISABL		
PCT/M UP		<u> </u>	0		LANGUAGE	<u> ENGLIS </u>	ENGLIS		
PCT/M DN		<u> </u>	0						
OUTHILIM		<u> 100 </u>	100						
OUTLoLIM		<u> 0 </u>	0						
I Hi LIM		<u> 100 </u>	100.0						
I Lo LIM		<u> 0 </u>	0.0						
DROPOFF	<u> 0 </u>	0							
DEADBAND	<u> </u>	1.0							
FAILMODE	<u> NO LAT </u>	NO LAT							
FAILSAFE	<u> 0 </u>	0							
OPTIONS	AUX OUT	<u> </u>	DISABL						
	or								
	CUR OUT2	<u> OUTPT 2 </u>	DISABL						
	4mA VAL	<u> 0 </u>	0.0						
	20mA VAL	<u> 100 </u>	0						
	DIG IN 1	<u> </u>	NONE						
	DIG1 COM	<u> </u>	DISABL						
DIG IN 2	<u> </u>	NONE							
DIG2 COM	<u> </u>	DISABL							