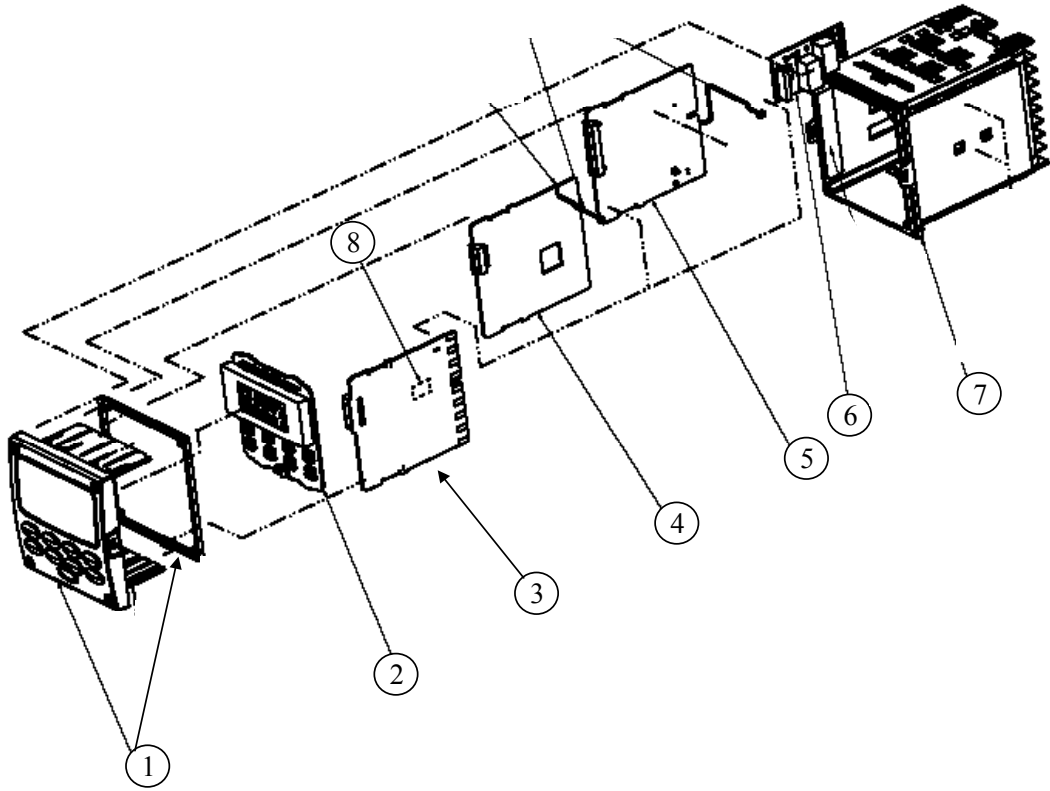




UDC 2500 Application Note

Spare Parts





UDC 2500 Application Note

| Key Number | Part Number | Description |
|------------|--|---|
| 1 | 51453143-501 | Bezel Assembly and Bezel Gasket |
| 2 | 51452758-502 | Display/Keyboard (with IR) |
| 3 | 51452822-502 51452822-503 | Power/Output PWA (90-264 Vac Operation) Power/Output PWA (24 Vac/dc Operation) |
| 4 | 51452810-501 51452816-501 | Auxiliary Output/Digital Input/RS-422/485 Communications PWA Auxiliary Output/Digital Input/Ethernet Communications PWA |
| 5 | 51452801-503 51452801-504 | MCU/Inputs PWA (with 2nd Input and IR) for Controllers MCU/Inputs PWA (with IR) for Limit Controllers |
| 6 | 30755306-501 30756679-501 30756725-501 51452804-501 51452807-501 | Output 1/2 <ul style="list-style-type: none"> • Electro-Mechanical Relay • Open Collector Output PWA • Solid State Relay • Current Output PWA • Dual Electromechanical Relay PWA |
| 7 | 51452759-501 | Case Assembly (including Mounting Kit with four brackets) |
| 8 | 30755306-501 30756679-501 30756725-501 | Output 3 <ul style="list-style-type: none"> • Electro-Mechanical Relay • Open Collector Output PWA • Solid State Relay |

Parts Not Shown

| Part Number | Description |
|--------------|---|
| 30735996-506 | 4-20 mA Input Resistor Assembly (250 ohm) |
| 30754465-501 | 0-10 Volt Input Resistor Assembly (100K pair) |
| 30732481-501 | Varistor (MOV) 120 Volt |
| 30732481-502 | Varistor (MOV) 2400 Volt |
| 30755223-003 | Din Adapter Kit |
| 51452763-501 | Mounting Kits (12 brackets) |



UDC 2500 Application Note

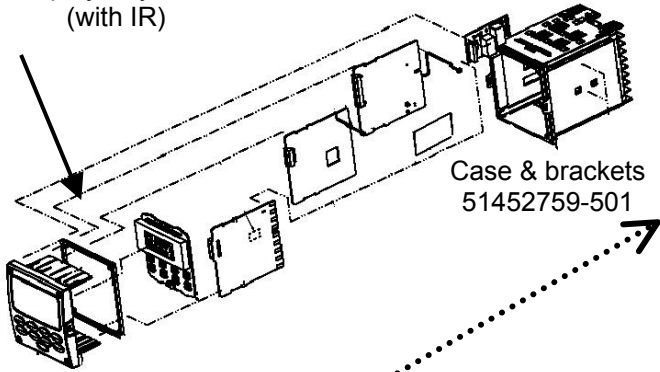
Product Literature

| Part Number | Description |
|------------------|---|
| 30755223-003 | Product CD (<i>All Languages</i>) |
| 51-52-25-124 | Quick Start Up Manual – Controller (<i>English</i>) |
| 51-52-25-125 | Quick Start Up Manual – Limit (<i>English</i>) |
| 51-52-25-127 | Controller Product Manual (<i>English</i>) |
| 51-52-25-118 | Limit Product Manual (<i>English</i>) |
| 51-52-25-127-FR | Controller Product Manual (<i>French</i>) |
| 51-52-25-127- DE | Controller Product Manual (<i>German</i>) |
| 51-52-25-127- IT | Controller Product Manual (<i>Italian</i>) |
| 51-52-25-127-SP | Controller Product Manual (<i>Spanish</i>) |




UDC 2500 Application Note

51452758-502
Display/Keyboard
(with IR)



Case & brackets
51452759-501

Bezel Assembly
& Gasket
51453143-501



MCU / Inputs / Output 1&2 Slot

51452801-503 with 2nd input & IR
51452801-504 with IR for Limit Controller



Output 1/2 Slot

- 30755306-501 EM Relay
- 30756679-501 Open Collector Output
- 30756725-501 Solid State Relay
- 51452804-501 Current Output PWA
- 51452807-501 Dual EM Relay PWA



Auxiliary output / Digital Input /

51452810-501 Aux Out/DI/RS485
51452816-501 Aux Out/DI/Ethernet



Power / Output 3 Slot / Output

51452822-502 90-264Vac
51452822-503 24Vac



Output 4
Fixed as EM Relay

Output 3 Slot
30755306-501 EM Relay
30756679-501 Open Collector Output
30756725-501 Solid State Relay